

# **JOURNEY TO HOMESTEAD**

*A Practical Guide to Self-Sufficient Lifestyle*

# CHAPTER 1

## LAYING THE FOUNDATION



*"Therefore, everyone who hears these words of mine and puts them into practice is like a wise man who built his house on the rock. The rain came down, the streams rose, and the winds blew and beat against that house, yet it did not fall because it had its foundation on the rock. But everyone who hears these words of mine and does not put them into practice is like a foolish man who built his house on sand. The rain came down, the streams rose, and the winds blew and beat against that house, and it fell with a great crash."*

**(Matthew 7:24-27)**

Imagine waking up to the gentle crowing of roosters, breathing in the crisp morning air, and stepping outside to a thriving garden that provides your family's sustenance. Envision a life where your daily actions not only sustain you but also nourish the planet, we call home. This is the future that awaits you on your journey to the homestead.

Embarking on the path of homesteading is like constructing a house; your success depends on the foundation you lay. It's no coincidence that these ancient words from the Bible resonate so profoundly with homesteaders. Building on a solid foundation ensures that when the inevitable storms of life roll in, your homestead will stand strong, just like the wise man's house on the rock.

Now, let's explore the three critical aspects that are fundamental to your journey towards successful homesteading: Assessing your current circumstances, setting your homesteading goals, and making a financial plan. If you've considered these three areas and planned your entire journey accordingly, you are ready to embark on this rewarding voyage.

## **Assessing Your Readiness**

Assessing your readiness will serve as your compass, guiding you toward a successful and fulfilling homesteading experience. Think of it as a self-check to ensure you have the right skills, resources, mindset, planning, and financial considerations in place.

### ***Evaluating Skills, Resources, and Mindset***

As you prepare to embark on your homesteading journey, it's crucial to focus on three essential pillars: skills, resources, and mindset. First, assess your skills, ranging from gardening and farming to canning and preserving. Recognize your strengths and areas for growth within these domains. Second, closely examine your available resources, including capital, land, tools, equipment, and connections to markets. Understanding your assets will enable effective planning and resource allocation. Equally vital is cultivating a homesteader's mindset. By comprehensively addressing these aspects, you'll establish a solid foundation for your homesteading adventure, increasing your chances of success and becoming part of the thriving community of accomplished homesteaders.

### ***Setting Achievable Goals for the Homestead Journey***

Establish clear and actionable goals to achieve success in homesteading. Your homesteading objectives can encompass a wide range, from growing a significant portion of your food to generating renewable energy or achieving self-reliance in various aspects of life. To ensure your goals are attainable, make them SMART –

specific, measurable, achievable, relevant, and time-bound. Starting with smaller objectives is often a wise choice as it allows you to build confidence and gain experience.

Align your objectives with your life circumstances for long-term success. Take into account your personal priorities, including family commitments, work, and other responsibilities, when setting your goals.

So, define clear and attainable goals for your homestead, whether it's growing a certain percentage of your food or generating a specific amount of energy. These goals will not only guide your actions but also pave the way for your successful homesteading adventure.

### ***Case Study: John and Lisa's Inspiring Homestead Transition Story***

To gain valuable insights into the challenges and rewards of homesteading, let's explore the journey of John and Lisa. This couple took a bold leap from city life to embrace the path of self-sufficient homesteading, and their story serves as a beacon of inspiration for those considering a similar transformation.

#### **The Challenges They Faced**

John and Lisa were novices in farming, construction, and energy generation, which often resulted in crop failures, construction mishaps, and diseases in animals. Financially, they had only modest resources to invest, making it challenging to acquire the necessary tools and materials. While these initial hurdles might have discouraged many, for John and Lisa, they became stepping stones on their homesteading path.

#### **Leveraging Existing Skills**

John's background in engineering became a significant advantage as he skillfully designed their homestead's energy systems after carefully selecting the suppliers for solar panels. On the other hand, Lisa's previous experience in finance and budgeting helped her create a cost-effective budget for purchasing gardening and farming tools. Additionally, Lisa developed a detailed calendar for homesteading activities, allowing them to stay organized and optimize their time and resources.

## **Adaptation and Growth**

Like all homesteaders, John and Lisa faced their fair share of setbacks. They made mistakes, such as initially planting crops in the wrong season, resulting in poor yields, and choosing the wrong type of fencing for their livestock, leading to unexpected losses. However, their resilience and unwavering commitment to their homesteading dreams helped them adapt to the evolving demands of their new lifestyle.

## **Achieving Self-Sufficiency**

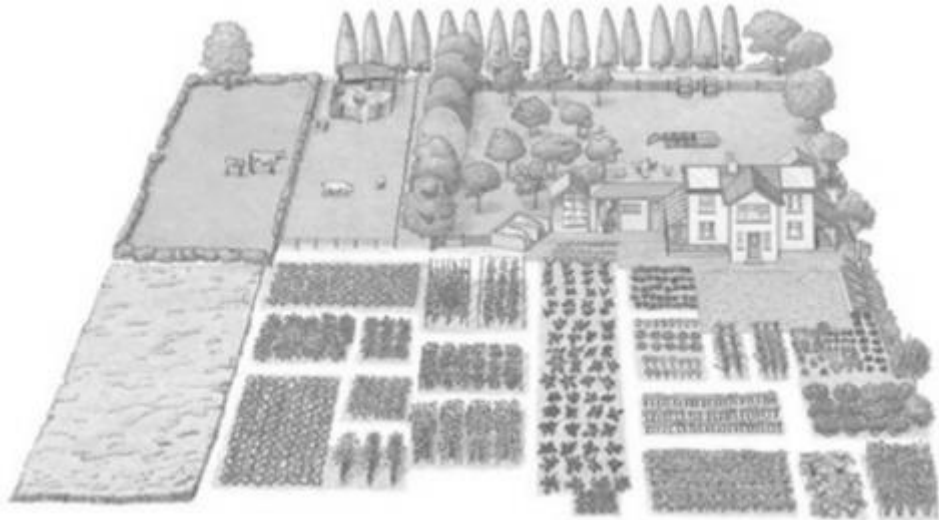
Through years of hard work and dedication, John and Lisa slowly but surely achieved self-sufficiency in food production, energy generation, and water management. Not only did they meet their initial goals, but they exceeded them, producing surplus food and energy that they could share with their community. Their story underscores the incredible potential of homesteading when approached with determination and a willingness to learn.

## **Planning Your Homestead**

Creating a self-sustaining homestead begins with meticulous planning, where every element must align to maximize efficiency and productivity. To plan effectively, familiarize yourself with homesteading norms and practical challenges. Join local Facebook neighborhood groups to gather insights on potential issues such as crime, floods, or challenging neighbors. Additionally, subscribe to farming news and magazines to stay informed and make well-informed decisions for your homestead.

## ***Designing an Efficient Homestead Layout***

When it comes to designing your homestead layout, consider it the master plan for your self-sustaining haven. Ensure that every component is strategically placed to optimize functionality and productivity. In cases where space or landscape limitations may occur, employ innovative solutions such as vertical gardening and compact animal housing to fully utilize your homestead's layout.



*Figure 1.1. Homestead House Plans and Design*

Here are some strategies to help you optimize your homestead layout:

### **1. Positioning Your Garden**

Your garden's location is paramount. Ensure it receives ample sunlight, ideally on the south side of tall structures like your house, barn, or trees.

### **2. Animal Shelters and Housing**

Establish compact and well-designed shelters for your animals to ensure efficiency in animal housing. These shelters not only conserve space but also make animal care more manageable. Use movable chicken coops that can be rotated across different sections of your land. This practice allows the soil to recover and prevents overgrazing.

### **3. Energy Source Placement**


To optimize your use of renewable energy sources like solar panels or wind turbines, take strategic placement seriously. Ensure these systems have unobstructed access to sunlight or wind, minimizing any potential hindrances that could decrease their efficiency.

### **4. State Regulations**

Be aware of state regulations that govern the distance between your septic tank and well. Failing to adhere to these regulations can pose contamination risks. For seamless homesteading, always prioritize the safety and sustainability of your resources.

## 5. Water Management

Plan for efficient water use as a resourceful homesteader by incorporating rainwater harvesting systems and irrigation methods. Additionally, employ techniques like swales, berms, and contour planting to effectively manage water runoff and erosion, ensuring self-sufficient living is both sustainable and practical.



*Figure 1.2. A Zero-Waste Homestead Model*

### ***Selecting the Right Location and Considering Climate Factors***

When assessing potential properties for homesteading, it's crucial to take climate factors into account. Consider whether you thrive amidst the changing beauty of seasons or prefer the consistency of a specific climate, like the sunny South. Your climate preference significantly impacts your homesteading journey. It's important to note that different climates may come with certain limitations, but by taking proactive steps such as investing in climate-appropriate infrastructure and practicing sustainable agriculture, you can adapt and thrive. Here are key considerations to guide your informed choice:

#### **1. Urban Homesteading**

If you value self-sufficiency while maintaining proximity to modern conveniences, urban homesteading is a suitable option. Search for properties within or near cities and towns where you can implement sustainable practices on a smaller scale. Keep in

mind that in some urban areas, regulations may allow chickens but not roosters or smaller birds like quail.



*Figure 1.3. Urban Homesteading*

## **2. Country Living**

For those who prefer a blend of self-sufficiency and easy access to events and services, country living can offer the best of both worlds. Commuting becomes a part of your lifestyle, so consider proximity to work, schools, and other essential destinations.

## **3. Off-grid and Rural Living**

If you're drawn to a life with minimal interaction with civilization, off-grid or rural living might be your calling. However, it comes with unique challenges, such as limited access to services and resources. Be prepared to rely on your homestead for most of your needs.

## ***Gathering Essential Tools and Equipment***

Equipping your homestead with the right tools and equipment is essential to streamline your daily tasks and ensure the smooth operation of your self-sustaining haven. Here are some essentials to consider:

### **1. Gardening Tools**

Gardeners require essential tools like hoes, spades, pruners, and wheelbarrows. Depending on your garden's size and complexity, you might also require specialized



equipment like tillers or planters. Don't forget to include other must-have tools such as a machete, post digger, mallet, axe, pruning shears, blade sharpener, and a well-equipped toolbox with items such as hammers, screwdrivers, nails, screws, zip ties, and tape.

## **2. Livestock Farming Equipment**

If you plan to raise animals, invest in equipment like feeding troughs, milking machines, and proper fencing to ensure the well-being of your livestock. More will be discussed in a later chapter.

## **3. Energy Production Tools**

Maximize your self-sufficiency by reducing reliance on external power sources through the use of renewable energy, such as solar panels, wind turbines, and backup generators. Ensure their peak efficiency with proper installation and regular maintenance.

## **4. Poultry Farming Supplies**

If poultry farming is on your agenda, consider coop designs, egg collection systems, and brooding equipment for chicks.

# **The Role of Proper Water Management in a Homestead**

Michael is a determined homesteader whose journey to self-sufficiency began during his early teenage years in the arid state of New Mexico. In this unforgiving landscape, water was a precious commodity, and Michael quickly learned that efficient water management was the cornerstone of his homesteading success.

## ***The Challenge: Water Scarcity***

Growing up, Michael witnessed firsthand the challenges posed by water scarcity. The scorching desert sun seemed relentless, and water sources were few and far between. During hot, dry summers, his family faced water shortages that left their gardens parched and their livestock thirsty. It was a stark reminder that without a reliable water supply, their dream of a thriving homestead would remain elusive.

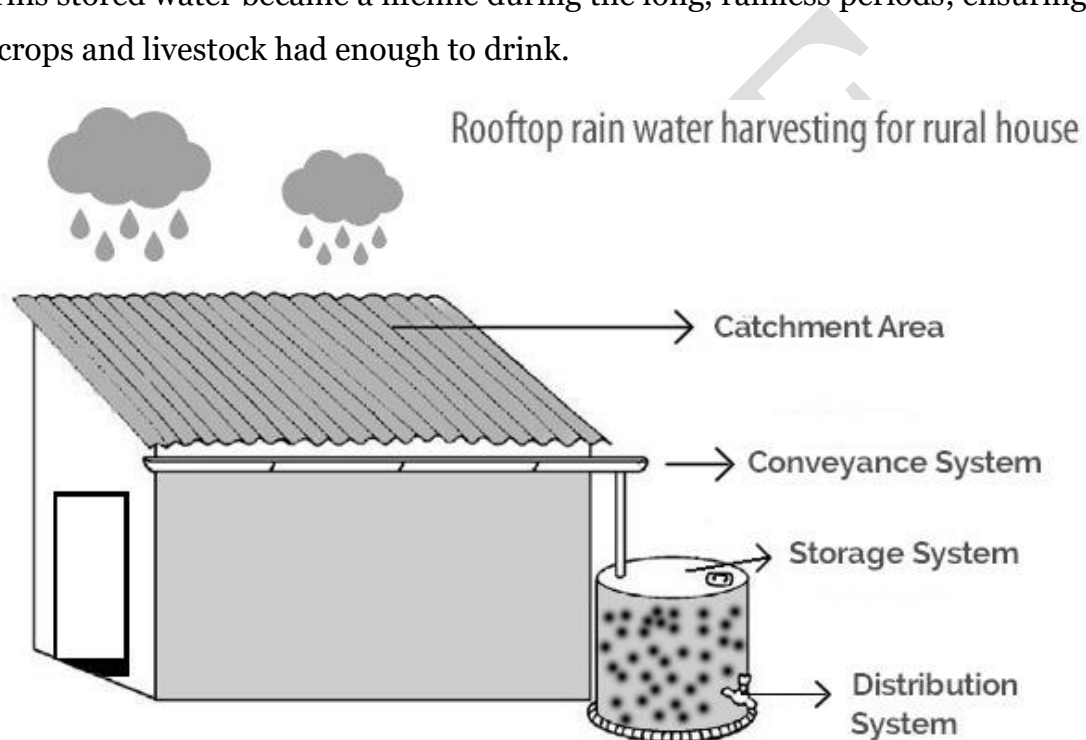
## ***The Importance of Water Management***

For Michael, this early experience underscored the critical importance of water management. He realized that to achieve self-sufficiency, he needed to make the most

of every drop of water that fell on his homestead. And so, he embarked on a journey to implement a range of water management techniques that would transform his homestead into an oasis of sustainability.

### 1. Efficient Water Capture

Michael began by optimizing the capture of rainwater. He installed a series of rain barrels and a large cistern to collect rain from the occasional storms that graced the desert. This stored water became a lifeline during the long, rainless periods, ensuring that his crops and livestock had enough to drink.



*Figure 1.4. A simple rainwater harvesting System*

### 2. Drip Irrigation

To minimize water wastage in his garden, Michael adopted drip irrigation. This method delivered water directly to the roots of his plants, reducing evaporation and ensuring that every precious drop was put to good use. As a result, his garden flourished even in the harshest of conditions.

### 3. Greywater Recycling

Michael didn't stop at the rainwater collection. He implemented a greywater recycling system, routing used water from sinks and showers to nourish his fruit trees and ornamental plants. This closed-loop approach minimized water wastage and reduced his reliance on external water sources.

#### **4. Water Harvesting Earthworks**

Inspired by permaculture principles, Michael created water-harvesting earthworks on his property. These swales and berms slowed the flow of rainwater, allowing it to penetrate the soil and recharge the groundwater. Over time, his efforts led to increased soil moisture and improved overall resilience.

#### ***Success Through Water Management***

Through diligent water management, Michael transformed his once-arid homestead into a thriving oasis. He grew a wide variety of crops, raised healthy livestock, and even had surplus water to share with his neighbors. His story serves as a testament to the power of efficient water management in homesteading.

### **Financial Considerations**

While the allure of a sustainable and self-reliant lifestyle is undeniable, it's essential to recognize that building your homestead requires both careful planning and financial investment.

#### ***Creating a Budget for the Homestead Project***

Budgeting for your project is like a compass that guides you through the intricate landscape of homesteading, helping you navigate initial investments and ongoing expenses. Let's explore the essentials of crafting a budget for your homestead project.

##### **1. Initial Investments**

Your homestead adventure kicks off with a series of initial investments. These are the building blocks that will lay the foundation for your self-sufficient lifestyle:

- a) **Land Purchase:** When embarking on your homesteading journey, take the first step by acquiring the land itself. Be prepared for varying costs based on location, size, and property features. Ensure this purchase aligns seamlessly with your budget and long-term goals.
- b) **Infrastructure:** Building infrastructure like a house, barn, animal shelter, and fencing is a substantial upfront investment. Determine the scope of your projects and allocate funds accordingly. Keep in mind that many homesteaders start small and gradually expand as their resources grow.

- c) **Tools and Equipment:** Acquire the necessary tools and equipment for gardening, livestock care, and maintenance as a fundamental step in your homesteading journey. Ensure you invest in quality, durable items that specifically align with your unique needs and requirements.
- d) **Seeds, Livestock, and Supplies:** Purchasing seeds, livestock, and supplies for your homestead's operations is another initial expense. Research the breeds and varieties that best suit your goals and budget.

## 2. Ongoing Expenses

Once your homestead is up and running, you'll face ongoing expenses that require careful planning and management:

- a) **Utilities:** Consider your homestead's utilities like electricity, water, and heating if you're not off the grid. Reduce reliance on external resources by exploring sustainable alternatives such as solar panels or wood stoves.
- b) **Livestock Care:** Make a budget for animal feed, veterinary care, and other essentials for your livestock. Proper care is essential for their health and productivity.
- c) **Gardening Supplies:** Continuously replenish your gardening supplies, including seeds, soil amendments, and pest control measures. As your skills grow, you may also invest in tools to streamline the process.
- d) **Maintenance and Repairs:** Homesteads require ongoing maintenance for seamless operation. Allocate funds for repairs and upgrades to infrastructure, tools, and equipment.

## *Income Sources*

To support your homesteading lifestyle, consider various income sources:

### 1. City Job

Like many budding homesteaders, you can maintain a job in urban areas while transitioning to self-sufficiency. The income from a city job can help you cover initial expenses and ongoing costs.

## **2. Homestead Yields**

Over time, your homestead can generate income through the sale of surplus produce, eggs, or handmade goods. Explore opportunities to turn your homestead into a revenue source.

## **3. Remote Work**

You can opt for remote work-from-home jobs or provide services to your local community, such as babysitting, catering, or offering specialized skills to supplement your income as part of your homesteading strategy.

## ***Exploring Potential Income Streams from the Homestead***

One of the most exciting aspects of homesteading is the potential to generate income from your self-sustaining haven. While the primary goal is to provide for your family's needs, there are several income-generating opportunities that a homesteader can explore.

### **1. Selling Surplus Produce**

As your garden thrives, you may find that it produces more than your family can consume. Consider selling the surplus at local farmers' markets, through community-supported agriculture (CSA) programs, or directly to neighbors and friends. Your organic, homegrown produce is in high demand, and this can become a steady income source.

### **2. Value-Added Products**

Transform your homestead's bounty into value-added products that can fetch higher prices. Create delicious jams, jellies, pickles, or handcrafted soaps and candles using your own ingredients. These items not only showcase your homestead's quality but also provide opportunities for unique branding and marketing.

### **3. Livestock and Animal Products**

If you raise animals on your homestead, there are various ways to profit from them. You can sell meat, eggs, dairy products, or even breeding stock to other homesteaders or local consumers. This not only helps cover the costs of animal care but also contributes to your homestead's sustainability.

## ***Managing Costs and Finding Cost-Effective Solutions***

While exploring income streams is essential, equally crucial is managing costs to ensure your homestead remains financially sustainable. Here are some strategies to minimize costs without compromising quality:

### **1. Resource Efficiency**

Efficiently utilizing available resources on your homestead is essential for sustainable living. For example, implement sustainable land management practices, such as mulching and crop rotation, to enhance soil fertility and reduce the need for external fertilizers. Additionally, install rainwater harvesting systems to recycle water and reduce reliance on external sources.

### **2. Prudent Material Purchases**

When purchasing materials for projects or upgrades, shop wisely. Compare prices, consider buying in bulk when it makes sense, and explore secondhand or reclaimed materials to cut costs.

### **3. DIY Projects**

Embrace the do-it-yourself (DIY) spirit. Many homesteaders find that they can save significant money by tackling projects themselves, from building animal shelters to repairing equipment.

### **4. Barter and Trade**

Explore opportunities for bartering or trading with neighbors or other homesteaders. You may exchange surplus produce for other goods or services, reducing the need for cash expenditures.

### **5. Budget Tracking**

Maintain a clear budget and track your expenses diligently. This will help you identify areas where you can cut costs and ensure that you stay on track financially.

## ***Case Study: From Hobby to Business***

Meet the Smith family, who started homesteading part-time while working full-time city jobs. Their journey from weekend gardeners to full-time homestead entrepreneurs is a story of dedication and turning challenges into success.

Initially, they bought a small piece of land on the outskirts, seeking an escape from city life. They faced challenges like unpredictable weather and pests but used them as opportunities to learn and grow.

As their skills improved, they expanded their homestead, adding more crops, livestock, and even alternative energy sources like solar panels. However, the desire for financial stability prompted them to consider making their homestead a source of income.

They began selling surplus produce at local farmers' markets and offering workshops on gardening and sustainable living. These workshops attracted people eager to learn self-sufficiency skills.

The Smiths diversified further by introducing value-added products like homemade jams and handcrafted soaps. Their commitment to quality and sustainability resonated with customers, leading to a loyal following. Eventually, their homestead income surpassed their city job salaries. With confidence in their ability to make a sustainable living, they transitioned to full-time homestead entrepreneurs.

Today, the Smith family lives their dream of self-sufficiency and sustainability. Their homestead is not only a thriving business but also a hub of knowledge and community, inspiring others to explore the world of homesteading.

The Smith family's inspiring journey proves that your homesteading dream can also become a thriving reality. As we step into Chapter 2, let their success inspire you to start your own self-sufficient journey today.